



Terrasoft®

Rubber granulate coating



Sometimes areas are relaid and new applications made in the planning process. For example, outside seating areas can become playgrounds or parking spaces created from pathways. The concrete edging often remains, but a renovation of the elements is necessary. With the help of the Terrasoft covering for path bordering, existing borders can be upgraded quickly and easily. The coatings made of pure rubber granulate cover up unsightly curbs at the same time providing a soft surface.

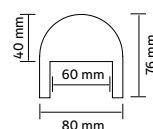
The Terrasoft rubber granulate coating is also available individually and in two sizes - suitable for standard path bordering

ADVANTAGES

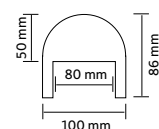
- optically fitting edge termination to the Terrasoft Floor
- and Paving Stone systems
- a simple retrofitting of existing path borderings
- highly resilient
- protects tyres and rims

APPLICATION


In gardens, the smoothed-out coating makes the shift between terraces and beds or lawns, while providing a smooth transition instead of a hard edge. In parking lots or public roads, the Terrasoft cover for path bordering protects tyres and rims - both of cars and bicycles.




Path bordering 60 mm



Path bordering 80 mm



Concrete path borderings are installed according to the manufacturers' specifications.



Selective gluing of the rubber granulate coating onto the kerb.

INSTALLATION INSTRUCTIONS

Concrete Path Borders with rubber granulate coating are installed in a concrete bed as a support foundation on a clean layer of compacted lava or similar according to the manufacturer's instructions.

The rubber granule coatings are glued to the edge element using the Terrasoft Cartridge Adhesive.

GENERAL INSTRUCTIONS

Notes to selective gluing:

Pierce the membrane in the threaded part of the adhesive cartridge and screw on the cut plastic nozzle. Using a screwdriver, remove the bottom plate of the cartridge and insert it into the manual or pneumatic gun.

The bonding takes place on the completely cleaned top of the kerb. Set a stripe of adhesion on the kerb, put on the rubber granulate coating and press.

The surface and ambient temperature must be at least 5 °C. The Rubber granulate coating should only be glued in dry weather. Adhesive cartridges must not be stored below 10 °C.

Please note that the area should not be walked on for 48 hours.



Terrasoft Rubber granulate coating
1000 x 80 x 76 | redbrown



Terrasoft Rubber granulate coating
1000 x 80 x 76 | green



Terrasoft Rubber granulate coating
1000 x 80 x 76 | anthracite



Terrasoft Rubber granulate coating
1000 x 100 x 86 | redbrown



Terrasoft Rubber granulate coating
1000 x 100 x 86 | green



Terrasoft Rubber granulate coating
1000 x 100 x 86 | anthracite

Colours



-10x redbrown
-12x green
-13x anthracite

Specifications



Rubber granulate coating
1000 x 80 x 76



Rubber granulate coating
1000 x 100 x 86

Additional Products



4525001x1
Gluing